

NOTES:

STAMP/SEAL:

CLIENT:

SISTERS OF THE NATIVITY

PROJECT:

PROPOSED ORPHANAGE HOME

OTUKPO-ICHO, BENUE STATE.

RC 1136743

KEPH CONSULTS

ARCHITECTS • ENGINEERS • SURVEYORS • CONSTRUCTION SPECIALISTS.
Tms Building Noc3 kachia Road Opposite
Crown Plaza Beside Goshen Memorial
Garden Ungwa boro sabo Tasha Kaduna
State
08034756529
simwitxpert@gmail.com

TITLE:

SCHEDULE

DESIGNED: Solomon.I.Ontogun Arch.




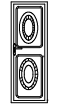





CAD S. I .M

CHECKED: Arc.Sati Shwarka (mia)

SCALE: 1:200

DATE: JULY,2018

SHEET NO.: A-14

DOOR SCHEDULE					WINDOW SCHEDULE				
DIAGRAM									
DIMENSION	1800X 2100	1200X 2100	900X 2100	750X 2100	1800X 1800	1500X 1200	1500 X 900	750 X 1200	600 X 600
SYMBOL	(D1)	(D2)	(D3)	(D4)	(W1)	(W2)	(W3)	(W4)	(W5)
LOCATION	LOCATED AT THE DORMITORY AND DINNING.	LOCATED AT THE MAIN ENTRANCE,CHAPEL,DORMITORY,LIBRARY, LABORATORY ROOM.	LOCATED IN THE OFFICE,ROOMS,KITCHEN AREA	LOCATED AT THE TOILETS,STORES	LOCATED AT THE ENT.HALL	LOCATED AT THE DORMITORY,CHAPEL,DINNINGAND ROOMS	LOCATED AT THE KITCHEN	LOCATED AT THE COMMON ROOM	LOCATED IN TOILETS AND STORE
DESCRIPTION	Steel fabrica- ted door, double leave single swing in solid steel frame.	Steel fabrica- ted door, double leave single swing in solid steel frame.	solid core single leave single swing in steel frame.	solid core single leave single swing in steel frame.	ALUMINUM LOUVER WINDOWS FIXED IN A GALVANIZED ALUMINUM FRAME .				
NO REQD.	4	11	12	16	2	10	2	2	4